

Bowling Ball Oil Extracting System ION BALL CLEAN 300

Model: ION BALL CLEAN 300



Parts Names

Model: ION BALL CLEAN 300



Top Cover

Power Code for
Circulating Pump
AC100V/4.8W

Inside Cap

Circulating
Pump

Oil Adsorption
Material

Drain Hose

Nonwoven
Fabric
Filtration Filter

Ball Set Ring

Drain Cock

- **Equipment Name:** ION BALL CLEAN 300
- **Tank Capacity:** 20 Litters
- **Tank Material:** Strengthening Polyvinyl Chloride (PVC) for Shock-Proof
- **Circulation Mechanism:** Submerged Pump
6.0 Litters/min. with:
 - Oil Adsorption Material (Coconut Activated Carbon Filter)
 - Nonwoven Fabric Filtration Filter
- **Drainage Mechanism:** 3/8 Ball Valve,
10.5 mm Hose Nipple
- **Power Supply** 100VAC 4.8W, 50 / 60HZ




Note: Supply w/ Down Trans Voltage Converter for 110VAC-130VAC countries.

ION BALL CLEAN

You can play right after the oil removal!!!

1. Open the top cover and the inside cap of ION BALL CLEAN 300 (IBC300).
2. Pour about 10 liters of ION POWER 1500 (IP1500) in the IBC300 tank.
3. Put your ball in the tank by using the ball set ring of IBC300.
4. Fill up IP1500 until the top of the ball is covered.
5. Close the inside cap and the top cover.
6. Turn on the power switch of the circulation pump and make sure it is working.
7. Wait until the oil is extracted. It may take 15min to 30min or more, depending on the amount of the oil to be removed.
8. Turn off the power switch of the circulation pump.
9. Open the top cover and the inside cap.
10. Remove the ball from the tank by using the ball set ring.
11. Close the inside cap and the top cover of IBC300.
12. Wipe the ball with dry towel. It is recommended to use ION POWER S for perfect cleaning and degreasing.

This system does not use heat, so that you can use the ball immediately after the step 12.



ION POWER 1500

Bowling Ball Oil Extracting Liquid
ION POWER 1500

The alkaline electrolysis ionic solution permeates the oil on the surface of the ball as well as into the ball, and the surfactant flushes oil and dirt.

Alkaline Electrolysis Ion
 x
 Surfactant



Just dip the ball in the ION POWER 1500 solution for 15-30 minutes, and wipe the ball with the dry towel.



Recommended to spray ION POWER S when drying the ball after immersion cleaning.



You can use the ball immediately after cleaning because of non-heating degreasing.



Baronbox
 20 Liters
 30cm x 30cm x 30cm

Put ION POWER 1500 in the tank of ION BALL CLEAN 300

